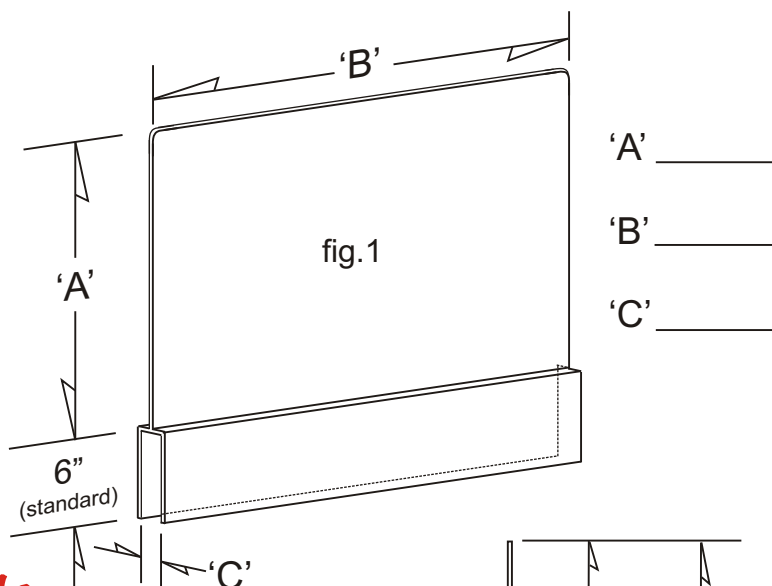



SPEC SHEET

Office Divider Custom Covid-19 Sneeze Guard order form instructions

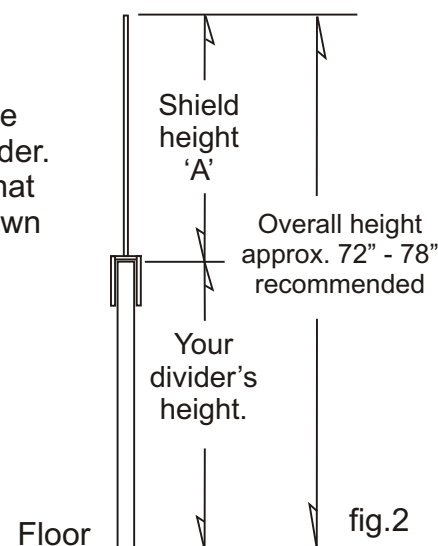
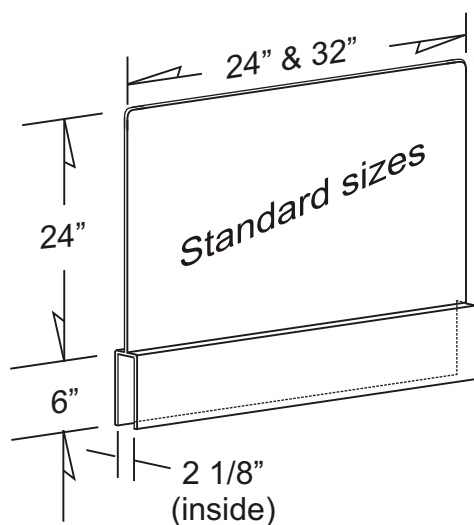
Measure your divider(s) and add the dimensions noted on the drawing (fig.1) as 'A', 'B' and 'C' in inches or in centimeters

Dimension 'A' is the height of the shield above your divider that you feel provides adequate protection from sneezing when a person walks past (see fig.2). This is generally a total height of approximately 72 to 80 inches (180 to 200 cm).



Note:

Dimension 'C' should be the precise thickness of your divider. We will add 1/8" to ensure that the shield fits and will slip down into place on the divider.



SureCraft Plastics Ltd., industrial & commercial plastics services
design - fabrication - repair - sales (sheet/tube/rod)
cutting - bonding - machining - thermoforming - welding
your ideas into plastic . . . let's talk

telephone 1-800-376-2194
salesteam@surecraftplastics.com
www.surecraftplastics.com